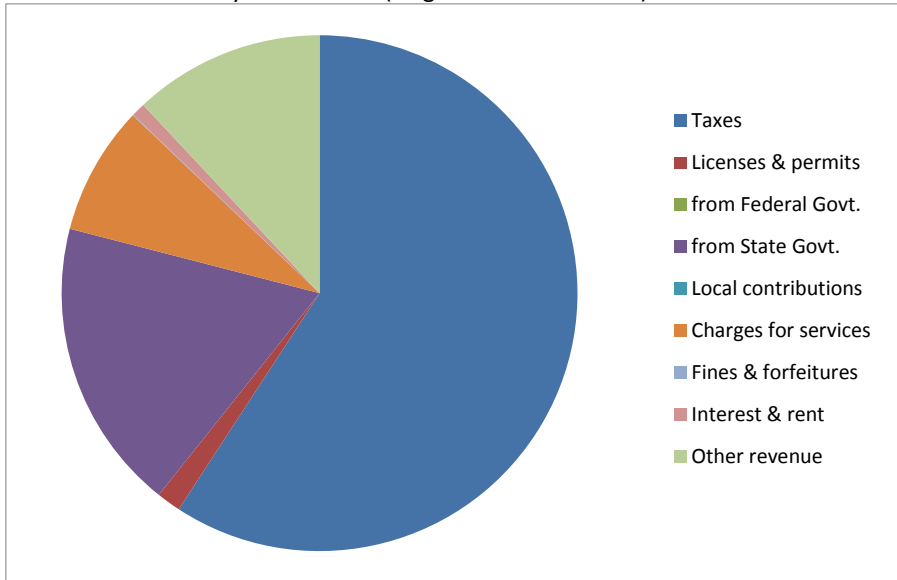


**CITIZENS' GUIDE TO LOCAL UNIT FINANCES - DeWitt - Clinton**

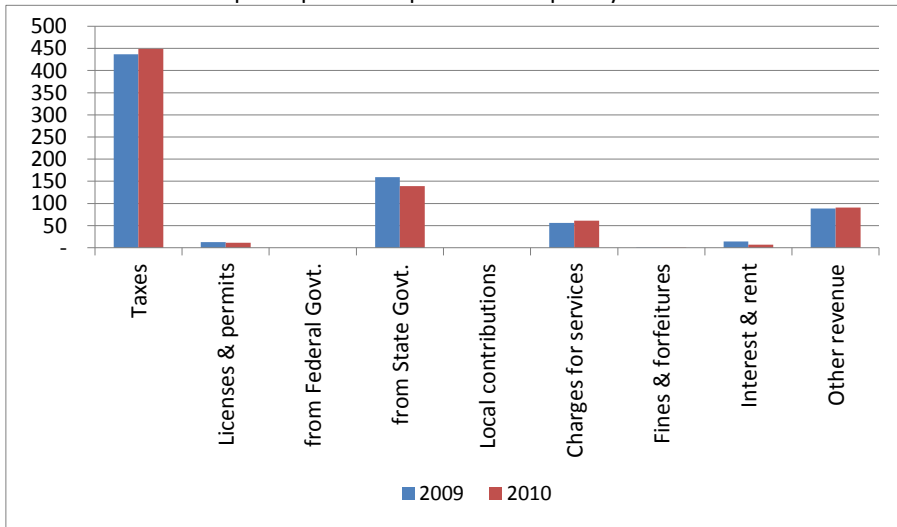
1. Where our money comes from (all governmental funds)



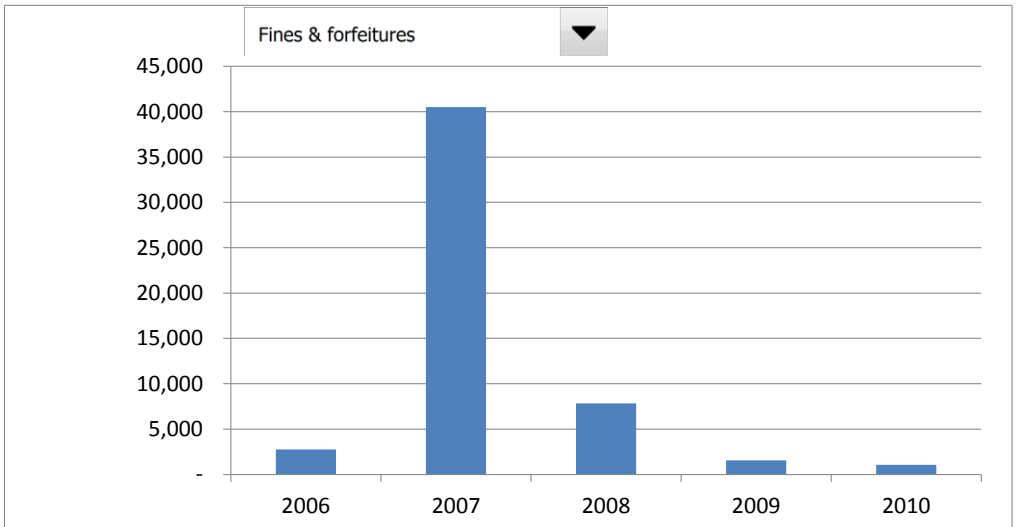
2. Compared to the prior year

	2009	2010	% change
Taxes	\$ 1,968,789	\$ 2,023,971	3%
Licenses & permits	57,262	51,862	-9%
from Federal Govt.	-	-	n/a
from State Govt.	717,237	626,111	-13%
Local contributions	-	-	n/a
Charges for services	253,371	276,772	9%
Fines & forfeitures	1,540	1,065	(0)
Interest & rent	64,313	29,947	(1)
Other revenue	398,004	409,682	3%
<b>Total</b>	<b>\$ 3,460,516</b>	<b>\$ 3,419,410</b>	<b>-1%</b>

3. Revenue sources per capita - compared to the prior year



4. Historical trends of individual sources



Commentary: