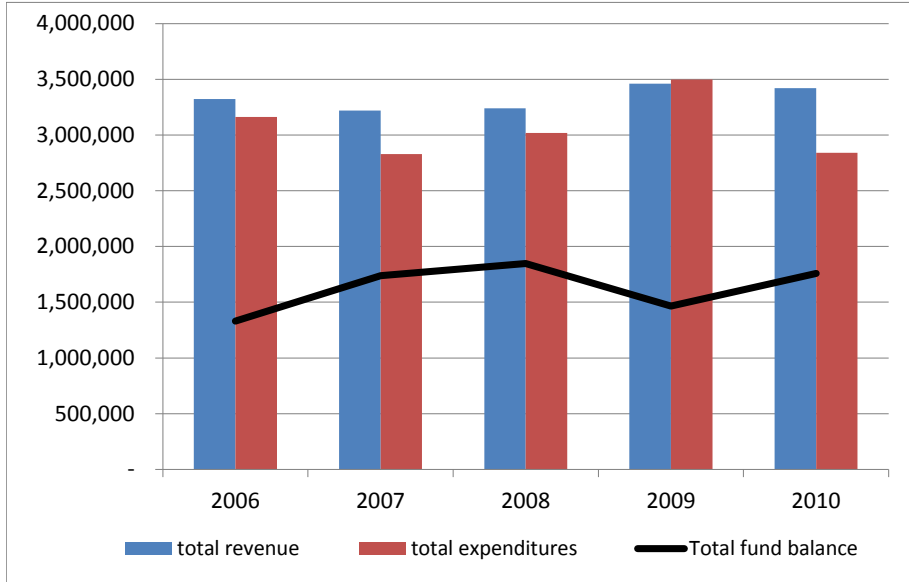
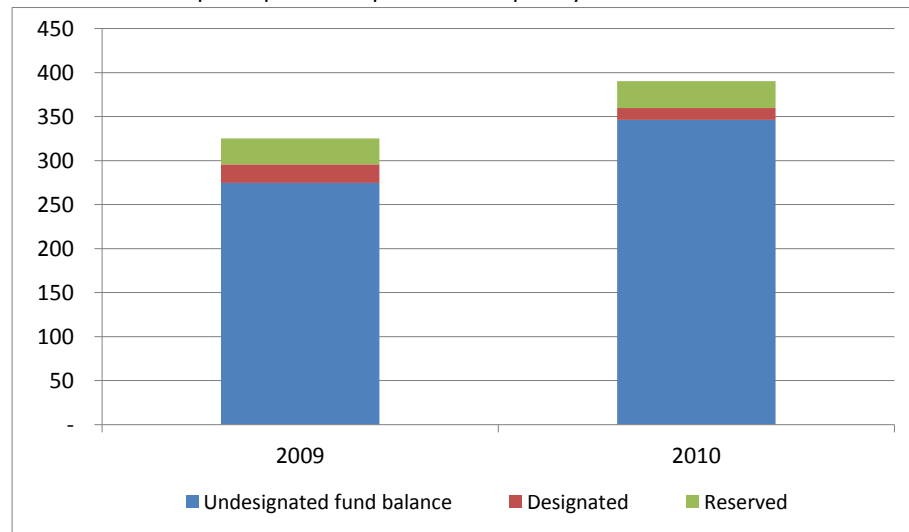


**CITIZENS' GUIDE TO LOCAL UNIT FINANCES - DeWitt - Clinton**

**1. How have we managed our governmental fund resources (fund balance)?**



**3. Fund balance per capita - compared to the prior year**

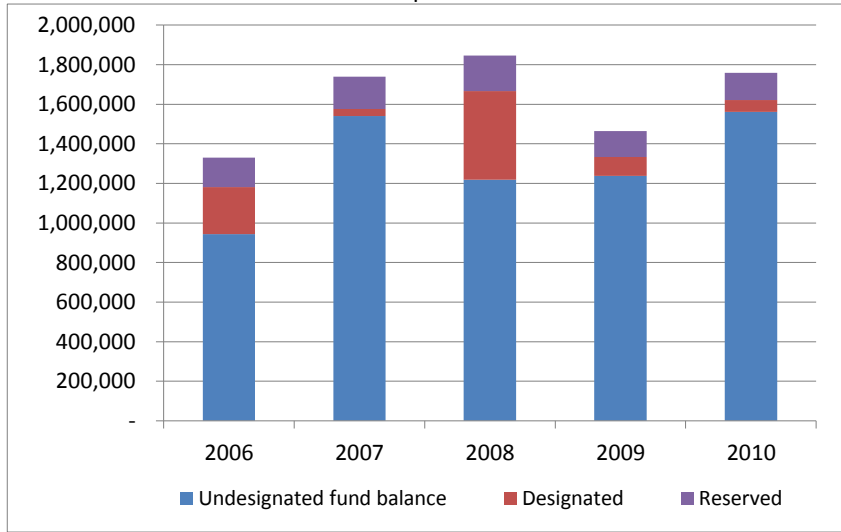


**FINANCIAL POSITION**

**2. Compared to the prior year**

	2009	2010	% change
Revenue	3,460,516	3,419,410	-1%
Expenditures	3,497,494	2,839,404	-19%
Surplus (shortfall)	(36,978)	580,006	-1669%
<b>Fund balance, by component:</b>			
Reserved	132,091	137,554	4%
Designated	95,032	60,800	-36%
Undesignated	1,237,723	1,560,606	26%
<b>total fund balance</b>	<b>1,464,846</b>	<b>1,758,960</b>	<b>20%</b>

**4. Historical trends of individual components**



Commentary: